

INTRODUCTION


This errata provides information applicable to the following products:

- 1-002-0017 programming adapter Rev.B or earlier


These changes allow you to work with secured ARM MCU via JTAG interface

STEP1


Remove this resistor

**STEP2**

- Prepare the four wires. About 5cm in length.

**STEP3**

- Solder wire shown in the corresponding points at the bottom side

**STEP4**

- Solder wire shown in the corresponding points at the top side

